



**Worthington
Creyssensac**



AIR COMPRESSORS ROLLAIR®

**300-400-500-700
800-900-1400-1900**

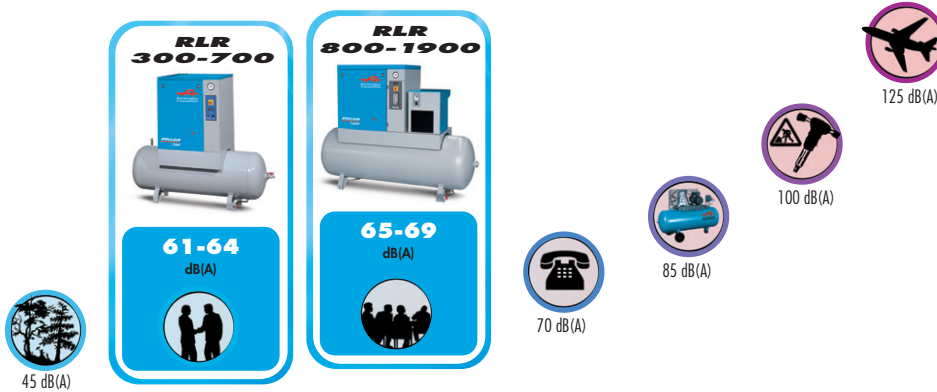
ROLLAIR® 300-700 AND ROLLAIR® 800-1900

An extended and improved range

Worthington Creyssensac has extended its compressor screw technology to cover all users and all applications. Now extending its ROLLAIR® 300-700 range to offer a compressor range with a single pressure setting (10 bar) and 7 different power variants from 3HP to 20HP, the ROLLAIR® 300-1900 benefits from the quality, reliability and reputation of the well-proven ROLLAIR® range.




LOW NOISE LEVEL: 61 À 69 DB(A)



Thanks to the low noise level, ROLLAIR® can be installed in the vast majority of workplace environments further assisted by its small footprint. Simply connect the compressor to the pneumatic and electrical connections and compressed air is available.

With the ROLLAIR® 300-1900 screw compressor, noise pollution is reduced to a minimum, improving the environment and workplace for all concerned.

ACCESSIBILITY, HANDLING AND SERVICING SIMPLICITY ARE KEY FEATURES OF THE RANGE



Simplicity of use and ease of maintenance of the ROLLAIR® 300-1900 range was a top priority of the design. Air and oil filters and the oil drain can be accessed by the removal of a single panel (a drain hose is fitted as standard to prevent any oil spillage). The oil sight glass is visible with the canopy closed.

The base mounted units is manufactured with fork lift openings for easy handling and installation. A dust protection foam is located at the rear of base mounted versions.

COMPACT DESIGN

Base unit



RLR 300-700 **0.34 m²**
RLR 800-900 **0.50 m²**

On air receiver 200 ℓ



RLR 300-700/200 (T) **0.82 m²**

On air receiver 270 ℓ



RLR 800-1900/270 (TF) **0.95 m²**

On air receiver 500 ℓ



RLR 800-1900/
500 (TF) **1.20 m²**

STANDARD VERSIONS

ROLLAIR® 300-700
ROLLAIR® 800-1900

Base Unit



ROLLAIR® 300-700/200
ROLLAIR® 800-1900/500
(OR 270)


plus air receiver



Standard manual air receiver drain

USER FRIENDLY CONTROL

ROLLAIR® 300-700:
ELECTROMECHANICAL



Pressure gauge

On/off switch and emergency stop

Hour meter

High temperature default light

Reset button

ROLLAIR® 800-1900:
ELECTRONIC (ES99)



Pressure gauge

Hour meter

Emergency stop button

10 alarms and running LEDs

Reset/on/off buttons

SAFETY

ROLLAIR® 300-700 has an economical ON/OFF control. The larger ROLLAIR® 800-1900 range has an ON/OFF control with timed unload cycles that limit the number of restarts on the IP55 motor. The ES99 controller controls the unload cycle time in function of the number of stop frequency to maximise **energy savings**. All the models are equipped with a number of safety features. Thermal motor protection, high oil temperature sensor, safety valve, minimum pressure valve, high oil temperature LED. The ROLLAIR® 800-1900 range has in addition a general default alarm and thermal motor alarm.

AIR RECEIVER AND AIR TREATMENT VERSIONS

ROLLAIR® 300-700/200T
ROLLAIR® 800-1900/500T
(OR 270)

plus fridge dryer DW()*



DW dryer with electronic drain

ROLLAIR® 800-1900/500TF
(OR 270)


plus filters D/M and D/S, dryer by-pass and single timed drain



(*) Type R134A environmentally approved refrigerant

AIR QUALITY GUARANTEED

The 'T' Dryer version is fitted with a standard DW fridge dryer that guarantees clean and dry air. 95% of the condensate is eliminated from the compressed air system and expelled via the integrated electronic drain. The 'TF' version is also fitted with a micronic pre-filter, a submicronic after-filter and a dryer by-pass. Filters eliminate dust and oil particles down to 0.01 micron. With the 'TF' version, all the condensate hoses (dryer, filters, air receiver) are directed to a central collection point and expelled via a single hose through a timed drain.



- Protection of downstream equipment, process and manufactured products.
- Reduced foot print for simplified installation.
- No installation cost (dryer and filters factory mounted).
- Leakage risk elimination.
- Piping designed for a minimal pressure drop enhancing energy savings

Independent dryer control

- On/Off button for possible anticipated start of the dryer.
- Dry air immediately upon start up.
- Dew point indicator to control air quality and dryer efficiency.

AIR COMPRESSORS **ROLLAIR®**

300-400-500-700
800-900-1400-1900

TECHNICAL DATA

Model (400 V/3/50 Hz)	Max. pressure bar	Real FAD (*) at ref. conditions m ³ /h cfm	Motor power		Start DOL/YD(**)	Compressed air outlet diameter "	Noise level (***) dB(A)	Dimensions L x l x h mm	Weight kg
			kW	ch					
FRAME									
RLR 300 (1)	10	14.4 8,5	2	3	DOL	3/4"	61	620 X 605 X 950	99
RLR 400	10	19.2 11,3	3	4	DOL	3/4"	61	620 X 605 X 950	103
RLR 500	10	28.2 16,6	4	5.5	DOL/YD	3/4"	62	620 X 605 X 950	105
RLR 700	10	36 21,2	5.5	7.5	YD	3/4"	64	620 X 605 X 950	110
RLR 800	10	39 22,9	5.5	7.5	YD	3/4"	65	810 X 620 X 975	157
RLR 900	10	55.2 32,5	7.5	10	YD	3/4"	66	810 X 620 X 975	167
RLR 1400	10	78.6 46,3	11	15	YD	3/4"	68	810 X 620 X 975	180
RLR 1900	10	99 58,3	15	20	YD	3/4"	69	810 X 620 X 975	189
AIR RECEIVER									
RLR 300/200 (1)	10	14.4 8,5	2	3	DOL	1/2"	61	1420 X 575 X 1255	155
RLR 400/200	10	19.2 11,3	3	4	DOL	1/2"	61	1420 X 575 X 1255	157
RLR 500/200	10	28.2 16,6	4	5.5	DOL/YD	1/2"	62	1420 X 575 X 1255	159
RLR 700/200	10	36 21,2	5.5	7.5	YD	1/2"	64	1420 X 575 X 1255	164
RLR 800/500 (2)	10	39 22,9	5.5	7.5	YD	1/2"	65	1935 X 620 X 1463	282
RLR 900/500 (2)	10	55.2 32,5	7.5	10	YD	1/2"	66	1935 X 620 X 1463	292
RLR 1400/500 (2)	10	78.6 46,3	11	15	YD	1/2"	68	1935 X 620 X 1463	305
RLR 1900/500 (2)	10	99 58,3	15	20	YD	1/2"	69	1935 X 620 X 1463	314
AIR RECEIVER+DRYER									
RLR 300/200 T (1)	10	14.4 8,5	2	3	DOL	1/2"	61	1420 X 575 X 1255	187
RLR 400/200 T	10	19.2 11,3	3	4	DOL	1/2"	61	1420 X 575 X 1255	191
RLR 500/200 T	10	28.2 16,6	4	5.5	DOL/YD	1/2"	62	1420 X 575 X 1255	193
RLR 700/200 T	10	36 21,2	5.5	7.5	YD	1/2"	64	1420 X 575 X 1255	198
RLR 800/500 T (2)	10	39 22,9	5.5	7.5	YD	1/2"	65	1935 X 620 X 1463	325
RLR 900/500 T (2)	10	55.2 32,5	7.5	10	YD	1/2"	66	1935 X 620 X 1463	335
RLR 1400/500 T (2)	10	78.6 46,3	11	15	YD	1/2"	68	1935 X 620 X 1463	349
RLR 1900/500 T (2)	10	99 58,3	15	20	YD	1/2"	69	1935 X 620 X 1463	367
AIR RECEIVER+DRYER+FILTERS									
RLR 800/500 TF (2)	10	39 22,9	5.5	7.5	YD	1/2"	65	1935 X 620 X 1463	330
RLR 900/500 TF (2)	10	55.2 32,5	7.5	10	YD	1/2"	66	1935 X 620 X 1463	340
RLR 1400/500 TF (2)	10	78.6 46,3	11	15	YD	1/2"	68	1935 X 620 X 1463	354
RLR 1900/500 TF (2)	10	99 58,3	15	20	YD	1/2"	69	1935 X 620 X 1463	372

(1) ALSO AVAILABLE IN 230 V/1/50 HZ

(2) ALSO AVAILABLE ON 270L (1533 X 620 X 1332)
WEIGHT : -60 KG.

* : ISO 1217 : 1996

** : DIRECT ON LINE (DOL) -
STAR DELTA (YD)

*** : CAGI PNEUROP PN8NTC2

AIR COMPRESSORS **ROLLAIR®**

300-400-500-700
800-900-1400-1900

SHARING OUR VALUES



PARTNERSHIP

Close working partnerships form the foundation of our corporate culture. This identity has grown from our strength in developing long term partnerships with our distribution and sales networks that have local knowledge and experience to provide a total compressed air solution service, tailored specifically to our customers' requirements.

Our business approach has earned us a reputation of trust and loyalty committed to achieving success through partnership.

COMPETENCE

Personnel skill development is a vital part of our success: by a continuous improvement process we improve the ability of our personnel to maintain and improve the service to our customers.

We carry this process through to our partner distributors to ensure that we create a motivated and enthusiastic team working together for the benefit of our customers.

EVOLUTION

Our strategy in product and service development is based on continuous improvement of our products and services in order to meet the requirement of the market and our customers. Continued investment in the design of new products and the use of innovating technologies keep our compressed air solutions amongst the most competitive in the industry. This is our mission to guarantee the satisfaction and trust of our customers.

UK

**Worthington Creyssensac
Air Compressor Products Ltd.**

Unit 10 Ravenhurst Court,
Risley Road
Birchwood, Warrington
Cheshire WA3 6PN

Phone: 01925 817 803
Fax: 01925 850 186

Export


Worthington Creyssensac

Zone Industrielle 4 rue Émile Zola
B.P. 80419 60114 Méru France

Tél. : 33 (0)3 44 52 67 31
Fax : 33 (0)3 44 52 67 35

wce.info@airwco.com

YOUR DISTRIBUTOR



www.airwco.com